

**UNIT 2 GROUPING DOCUMENTS****DECONSTRUCTED DBQ GRAPHIC ORGANIZER****OBJECTIVE:**

I can group primary source documents to use on the deconstructed document-based question (DBQ).

**DIRECTIONS:**

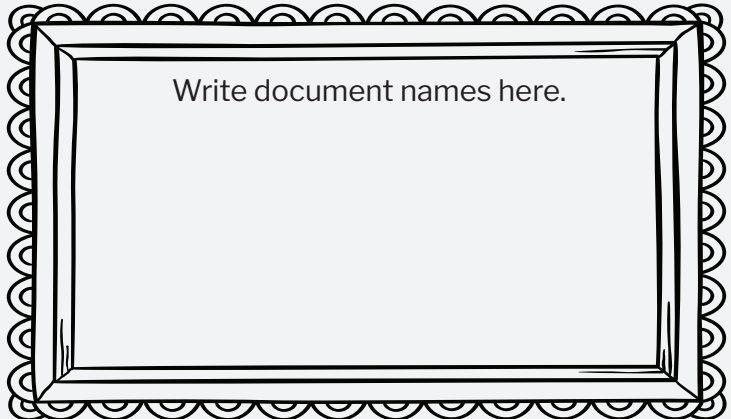
Read and analyze the primary source set. Then complete the graphic organizer as much as possible. Depending on the document, some portions may have less information.

**HEADS UP:**

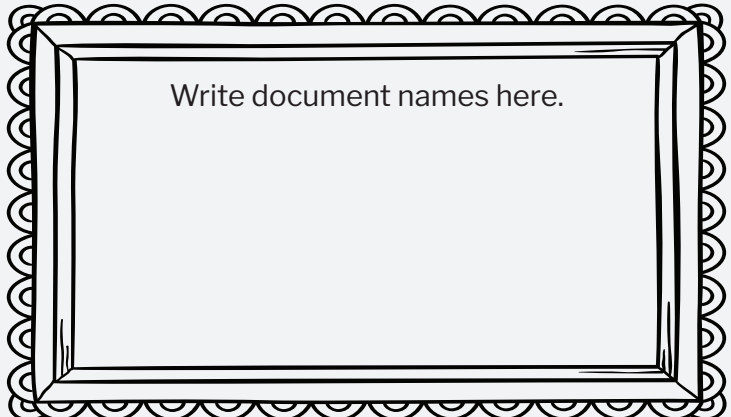
When you group documents, you are looking for similarities between the document's content. These similarities could be about the creator of the document, the audience of the document, the purpose of the document, or the time the document was created. The similarities bring the documents together to help answer the prompt. Groups should be of at least two documents. We call this "Framing your thinking" because you collect your documents and connections in the picture frames.

**QUESTION:**

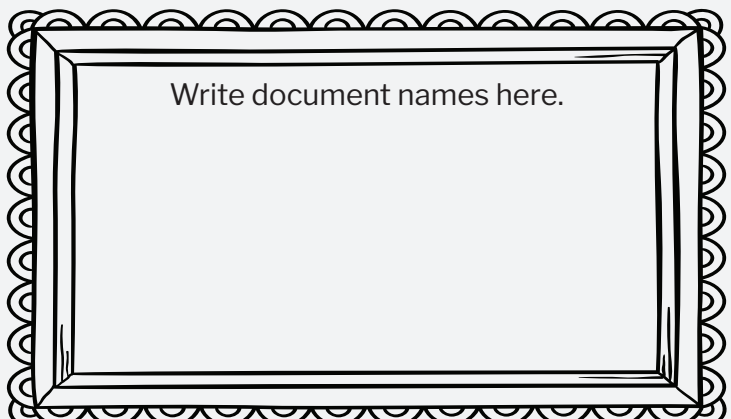
Write the DBQ question as assigned.

**FRAME YOUR THINKING****Group 1**

Write document names here.

**Group 2**

Write document names here.

**Group 3 (Optional)**

Write document names here.

NAME \_\_\_\_\_ DATE \_\_\_\_\_ CLASS \_\_\_\_\_

## COLOR-CODING

Determine the colors you will use to find connections between documents, then record the connections in the table.

COLOR	CONNECTION	COLOR	CONNECTION

## GRAPHIC ORGANIZER:

Choose 2-3 connections you found that support an answer to the question. Then create your claim.



## THESIS:

Write a thesis sentence from your graphic organizer, answering the prompt with a clear claim and reasoning.